

ZAXIS135US SERIES

Short-Tail-Swing Version

HITACHI

# ZAXIS

## 135

### US

- **Rated Engine Power** : 66 kW (90 PS)
- **Operating Weight** :  
ZAXIS135US :13 200-14 200 kg
- **Backhoe Bucket** :  
SAE, PCSA Heaped : 0.19 - 0.66 m<sup>3</sup>  
CECE Heaped : 0.17 - 0.55 m<sup>3</sup>



**HITACHI-US**

**SMART & RUGGED**

**1.465**

**meter rear-end swing radius**

Smaller than 7-ton class

**Big production**

Same performance as 13-ton class  
(in H/P mode)





# TOUGH, TIGHT

## SHORT-TAIL-SWING ZX135US



### High Productivity

#### A truly high-performance machine

- 1.465 meter rear-end swing radius (285 mm less than ZAXIS70).
- Big production.
- Big digging force and traction force.
- 9% less fuel consumption during light load operation from auto-acceleration system (compared to normal operation).

### Lower Running Costs

#### Stronger structural component design

- Increased wear resistance of bucket joint: WC thermal spraying.
- New HN bushing offers improved grease retention.

### Lower Maintenance Costs

#### Reduced maintenance time and expense

- Extended time between bucket joint section lubrication.
- Extended replacement interval for hydraulic oil filter.

### US-exclusive CRES Cab

#### (Corner Reinforced Structure)

#### Provides excellent operator comfort

\* The CRES cab meets OPG top guard level 1 (ISO).

- Low noise and vibration in cab.



Can operate in  
3.53m traffic lane

180° swing 3.525m

Minimum front  
swing radius  
2.060m

Rear-end  
swing radius  
1.465m

3.53m

#### Notes :

1. Never leave the front attachment in a raised position. Make sure the front attachment is lowered to the ground before leaving the equipment unattended. (Some of the pictures in this catalog show an unmanned machine with attachments in an operating position. These were taken for demonstration purposes only and the actions shown are not recommended under normal operating conditions.)
2. Caution plates on the machine will vary according to country.
3. Photos include optional equipment.

Improved productivity / Shorter work time

# FUTURISTIC POWER



## Wide Range of Job Applications

### Operates in Tight Job Sites

The rear-end swing radius ZAXIS135US is 665 mm smaller than the ZAXIS130 and 285 mm smaller than the ZAXIS70. In addition, the minimum front swing radius is 280 mm smaller than the ZAXIS130. These smaller dimensions mean more efficiency in tight job sites.

### Excavating Power for Tough Job Sites

**99kN (10 100kgf)**



### Travel and Swing Power You Can Depend on

### Auto Acceleration System Helps Reduce Fuel Consumption

Engine speed is automatically controlled in response to lever operation. This helps reduce fuel consumption, especially during light-load work.

**9%** less fuel consumption than normal operation



### All Excavating Operations in a Single Mode

Simply select the "digging" mode for smooth and speedy front operations.



Comfort

# FUTURISTIC SPACE CREATES CONFORT

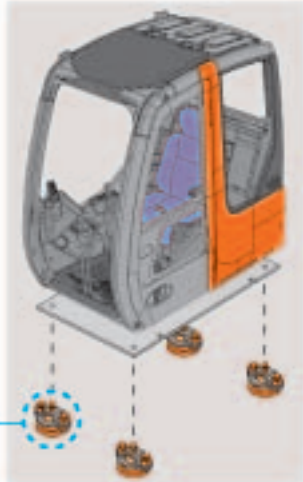
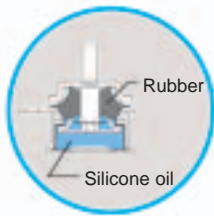


## US-Exclusive CRES Cab

(CRES:Corner Reinforced Structure)

### Comfort Increased to Reduce Operator Fatigue

A reinforced track X-frame, D-type frame and strong cab bed work together with the silicone-filled rubber cushions to reduce noise and vibration. Lower noise and vibration contribute to less operator fatigue.



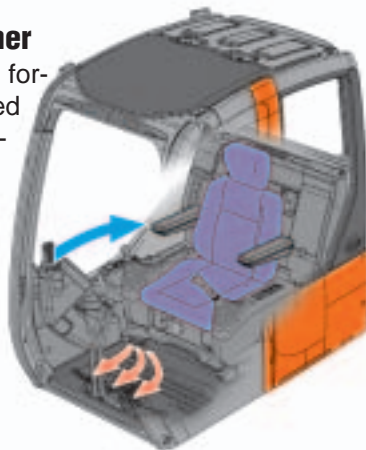
**One-glance Monitor Panel**



**Well-positioned Switches**

### Auto Controlled Air Conditioner

Simply set the temperature and forget about it. Ducts are positioned to promote even air flow throughout the cab.



\* Illustration shows a sample of the air flow during bi-level control.



Easy lock front window latch



Storage box



Slide window



Drink holder

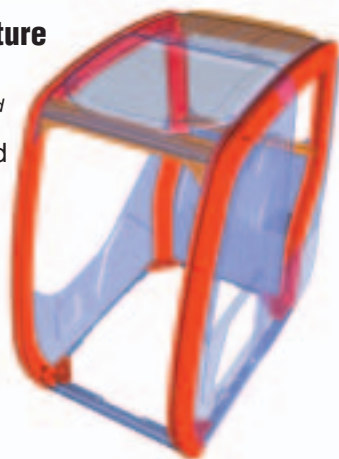


## SAFETY

### Corner Reinforced Structure (CRES) Cab

\* The CRES cab meets OPG top guard level 1 (ISO)

This cab structure is formed from strong steel pipes to help it withstand external forces.



Red sections show reinforced areas.



Pilot-control shut-off lever



Seat belt



Left side rearview mirror



Right side rearview mirror

Easy maintenance and high durability

# FUTURISTIC FUNCTIONS KEEP COSTS DOWN

**Lower** running costs




1. Increased arm plate thickness
2. Bucket joint pins lubricated through bosses
3. WC thermal spraying for arm and bucket joint sections
4. New HN bushing used for front sections
5. Flanged pin is used for the boom/arm joint sections and the boom foot section
6. Increased boom plate thickness
7. Reinforced upperstructure main frame
8. Improved idler bracket shape
9. Reinforced resin thrust plates used for front sections



### WC (Tungsten Carbide) Thermal Spraying


Used at arm end and bucket connection to increase wear resistance and reduce jerking.



### New HN Bushing Used

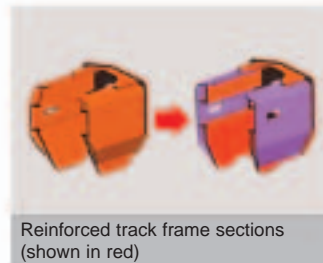
A special grease groove is used to enhance grease retention inside the HN bushing.

**Time between lubrication extended**




### Reinforced Resin Thrust Plates

Designed to reduce noise and resist wear.



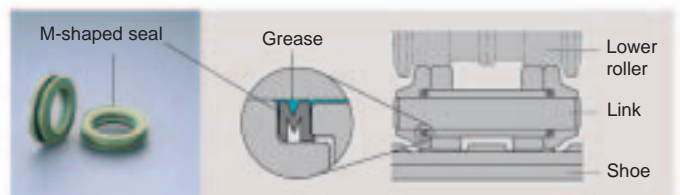
Reinforced track frame sections (shown in red)



Insertion type idler yoke

### Rigid Undercarriage

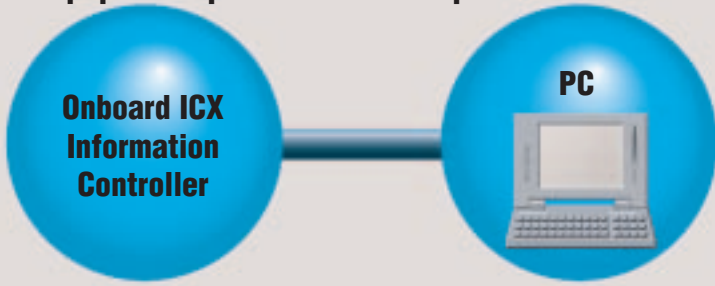
Strong undercarriage section for increased durability.



### Longer Track Link Service Life


The M-shaped track link seal is used to enhance grease retention.

■ **Equipment Operation Status Report**



**Information Services for Equipment**

- Operation record
- Error record
- Alarm record
- Frequency distribution
- Radiator coolant etc.



**INFORMATION TECHNOLOGY SUPPORT**

Providing the data for making the right decisions.



**Smart Saving**

Advanced technology helps reduce maintenance costs

**500 Hours Between Lubrication for Bucket System and Front Sections**

The use of the new HN bushing and WC thermal spraying process have helped dramatically increase the time between lubrication. (See the operators Manual.)

**5x** longer for bucket section

**2x** longer for front sections

\* Estimated values. The actual time between lubrication will vary according to actual work conditions.

**Hydraulic Oil Filter Only Needs Replacement Every 1000 Hours**



The hydraulic oil filter can be used nearly twice as long as the previous model, dramatically reducing maintenance time and expense.

**1 000 hours** between hydraulic oil filter replacement



Pilot filter

**Engine Oil filter and Water Separator Positioned for Easy Access from Ground**

Engine oil filter

Water separator




**Undercarriage Designed for Easy Mud Removal**



**Tool Box Space**

**Environmentally Friendly**



- **Labeled Plastic Parts**  
The plastic parts indicate the type of plastic used to help speed recycling.
- **Lead-free Wiring**
- **Aluminium Radiator and Oil Cooler**





## **Hitachi Construction Machinery (Europe) NV**

Souvereinstraat 16 4903 RH Oosterhout

P.O. Box 404, 4900 AK Oosterhout, The Netherlands

**T** +31(0)162 484 400, **F** +31(0)162 457 453, **URL** : [www.hcme.com](http://www.hcme.com)

Sicilieweg 5, haven 5112, 1045 AT Amsterdam

P.O. Box 59239, 1040 KE Amsterdam, The Netherlands

**T** +31 (0)20 4476700, **F** +31 (0)20 3344045, **URL** : [www.hcme.com](http://www.hcme.com)

*Comparative information based on current Japan domestic model.*

*These specifications are subject to change without notice.*

*Illustrations and photos show the standard models, and may or may not include optional equipment, accessories, and all standard equipment with some differences in color and features.*

*Before use, go through Operators Manual for proper operation.*

**KS-E447**

**06.03**