

# HITACHI ZAXIS130/130LCN

engine rated power

**65 kW / 88 HP**

operating weight

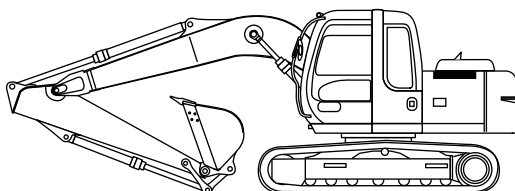
**ZAXIS130 : 12 400 - 14 100 kg**

**ZAXIS130LCN : 12 600 - 13 800 kg**

bucket capacity

**PCSA Heaped : 0.19 - 0.66 m<sup>3</sup>**

**CECE Heaped : 0.17 - 0.55 m<sup>3</sup>**



# HITACHI



## Weights and ground pressure

### ZAXIS130 / ZAXIS130LCN WITH MONOBLOCK BOOM (WITHOUT BLADE):

Equipped with 4.6 m monoblock boom, 2.52 m arm and 0.50 m<sup>3</sup> (PCSA, SAE heaped) bucket.

Shoe type	Shoe width	Operating weight	Ground pressure
Triple grouser	500 mm	12 400 kg	39 kPa (0.40 kgf/cm <sup>2</sup> )
Triple grouser	500 mm	12 600 kg	37 kPa (0.38 kgf/cm <sup>2</sup> )
Triple grouser	600 mm	12 600 kg	33 kPa (0.34 kgf/cm <sup>2</sup> )
Triple grouser	600 mm	12 800 kg	31 kPa (0.32 kgf/cm <sup>2</sup> )
Triple grouser	700 mm	12 900 kg	28 kPa (0.29 kgf/cm <sup>2</sup> )
Triple grouser	700 mm	13 000 kg	27 kPa (0.28 kgf/cm <sup>2</sup> )
Triple grouser	800 mm	13 100 kg	25 kPa (0.26 kgf/cm <sup>2</sup> )
Triple grouser	800 mm	13 300 kg	25 kPa (0.26 kgf/cm <sup>2</sup> )
Pad	500 mm	12 300 kg	38 kPa (0.39 kgf/cm <sup>2</sup> )
Pad	500 mm	12 500 kg	37 kPa (0.38 kgf/cm <sup>2</sup> )
Flat	510 mm	12 700 kg	39 kPa (0.40 kgf/cm <sup>2</sup> )
Flat	510 mm	12 900 kg	26 kPa (0.27 kgf/cm <sup>2</sup> )

Figures in  represent data for the ZAXIS130LCN.

### ZAXIS130 WITH MONOBLOCK BOOM (WITH BLADE):

Equipped with 4.6 m monoblock boom, 2.52 m arm and 0.50 m<sup>3</sup> (PCSA, SAE heaped) bucket.

Shoe type	Shoe width	Operating weight	Ground pressure
Triple grouser	500 mm	13 600 kg	42 kPa (0.43 kgf/cm <sup>2</sup> )

### ZAXIS130 / ZAXIS130LCN WITH 2-PIECE BOOM (WITHOUT BLADE):

Equipped with 2.10 m arm and 0.50 m<sup>3</sup> (PCSA, SAE heaped) bucket.

Shoe type	Shoe width	Operating weight	Ground pressure
Triple grouser	500 mm	12 800 kg	40 kPa (0.41 kgf/cm <sup>2</sup> )
Triple grouser	500 mm	13 000 kg	38 kPa (0.39 kgf/cm <sup>2</sup> )
Triple grouser	600 mm	13 100 kg	34 kPa (0.35 kgf/cm <sup>2</sup> )
Triple grouser	600 mm	13 200 kg	32 kPa (0.33 kgf/cm <sup>2</sup> )
Triple grouser	700 mm	13 300 kg	29 kPa (0.30 kgf/cm <sup>2</sup> )
Triple grouser	700 mm	13 400 kg	28 kPa (0.29 kgf/cm <sup>2</sup> )
Triple grouser	800 mm	13 500 kg	26 kPa (0.27 kgf/cm <sup>2</sup> )
Triple grouser	800 mm	13 700 kg	25 kPa (0.26 kgf/cm <sup>2</sup> )
Pad	500 mm	12 700 kg	39 kPa (0.40 kgf/cm <sup>2</sup> )
Pad	500 mm	12 900 kg	38 kPa (0.39 kgf/cm <sup>2</sup> )
Flat	510 mm	13 100 kg	40 kPa (0.41 kgf/cm <sup>2</sup> )
Flat	510 mm	13 400 kg	39 kPa (0.40 kgf/cm <sup>2</sup> )

Figures in  represent data for the ZAXIS130LCN.

### ZAXIS130 WITH 2-PIECE BOOM (WITH BLADE):

Equipped with 2.10 m arm and 0.50 m<sup>3</sup> (PCSA, SAE heaped) bucket.

Shoe type	Shoe width	Operating weight	Ground pressure
Triple grouser	500 mm	14 000 kg	44 kPa (0.45 kgf/cm <sup>2</sup> )

Weights of the basic machines including 2 650 kg counterweight, triple grouser shoes and excluding front-end attachment, fuel, hydraulic oil, engine oil and coolant are:

#### Without blade

ZAXIS130 . . . . . 9 700 kg with 500 mm shoes  
 ZAXIS130LCN . . . . . 9 900 kg with 500 mm shoes

#### With blade

ZAXIS130 . . . . . 10 900 kg with 500 mm shoes

## Service refill capacities

Fuel tank . . . . .	250.0 l
Engine coolant . . . . .	19.0 l
Engine oil . . . . .	15.8 l
Swing mechanism . . . . .	3.2 l
Travel final device . . . . .	4.0 l (each side)
Hydraulic system . . . . .	130.0 l
Hydraulic tank . . . . .	69.0 l

## Backhoe attachments

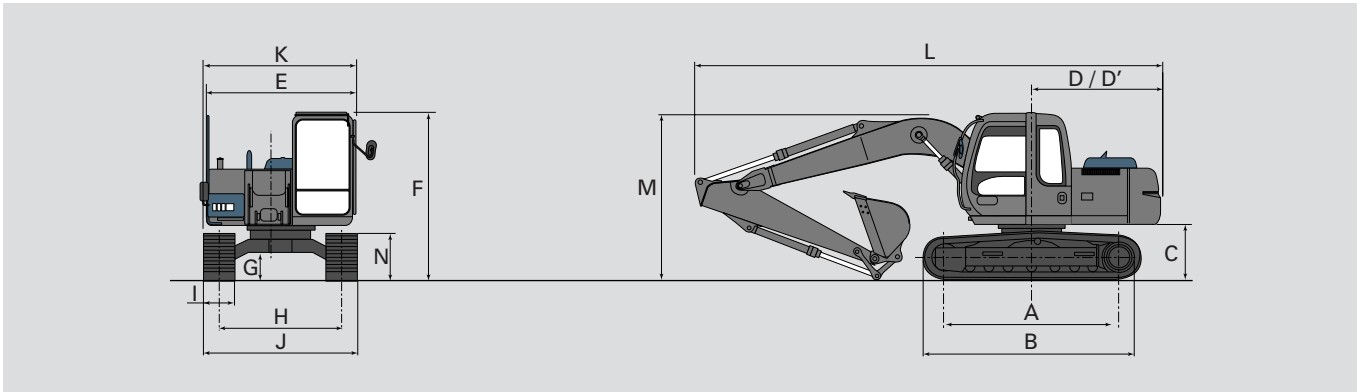
Boom and arms are of welded, box-section design. 4.60 m monoblock boom, 2-piece boom and 2.10 m, 2.52 m and 3.01 m arms are available. Bucket is of welded steel structure.

### BUCKETS

Capacity PCSA heaped	Width		Weight
	Without side cutters		
0.39 m <sup>3</sup>	700 mm		325 kg
0.43 m <sup>3</sup>	800 mm		355 kg
0.54 m <sup>3</sup>	900 mm		375 kg
0.60 m <sup>3</sup>	1 000 mm		410 kg
0.69 m <sup>3</sup>	1 100 mm		435 kg

# SPECIFICATIONS

## Dimensions: Monoblock boom



Unit: mm

	ZAXIS130	ZAXIS130LCN
A Sprocket centre to idler centre	2 880	3 050
B Undercarriage length	3 590	3 760
*C Counterweight clearance	890	890
D Rear-end swing radius	2 130	2 130
D' Rear-end length	2 130	2 130
E Overall width of upperstructure	2 460	2 460
F Overall height of cab	2 750	2 750
*G Min. ground clearance	440	440
H Track gauge	1 990	1 990
I Track shoe width	G 500	G 500
J Undercarriage width	2 490	2 490
K Overall width	2 500	2 500
L Overall length		
With 2.10 m arm	7 610	7 610
With 2.52 m arm	7 610	7 610
With 3.01 m arm	7 620	7 620
M Overall height of boom		
With 2.10 m arm	2 580	2 580
With 2.52 m arm	2 690	2 690
With 3.01 m arm	**2 690	**2 690
N Track height		
With triple grouser shoes	800	800

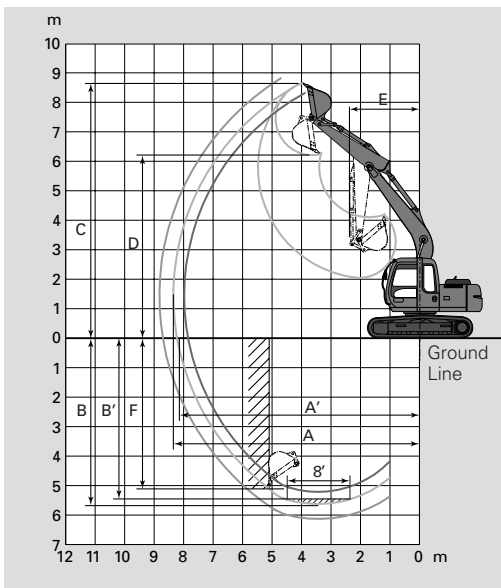
\* Excluding track shoe lug.

G: Triple grouser shoe

\*\* The dimension is shown in transportation of the arm.

## Working ranges

Unit: mm

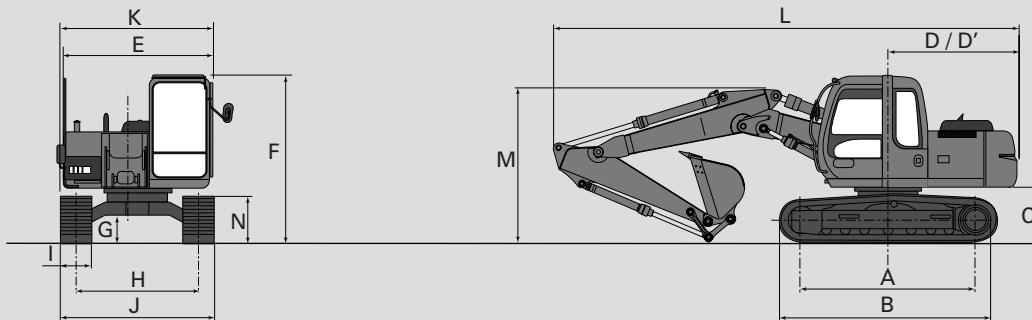


	ZAXIS130 / 130LCN		
	4.6 m Monoblock boom		
Arm length	2.10 m	2.52 m	3.01 m
A Max. digging reach	7 900	8 270	8 740
A' Max. digging reach(on ground)	7 770	8 140	8 620
B Max. digging depth	5 150	5 570	6 060
B' Max. digging depth (8' level)	4 910	5 350	5 870
C Max. cutting height	8 370	8 570	8 900
D Max. dumping height	5 960	6 160	6 460
E Min. swing radius	2 310	2 340	2 590
F Max. vertical wall	4 650	5 020	5 500
Bucket digging force ISO	99 kN	99 kN	99 kN
	(10 100 kgf)	(10 100 kgf)	(10 100 kgf)
Bucket digging force SAE : PCSA	86 kN	86 kN	86 kN
	(8 800 kgf)	(8 800 kgf)	(8 800 kgf)
Arm crowd force ISO	73 kN	65 kN	58 kN
	(7 500 kgf)	(6 600 kgf)	(5 900 kgf)
Arm crowd force SAE : PCSA	71 kN	63 kN	57 kN
	(7 200 kgf)	(6 400 kgf)	(5 800 kgf)

Excluding track shoe lug.

# SPECIFICATIONS

## Dimensions: 2-Piece boom



Unit: mm

	ZAXIS130	ZAXIS130LCN
A Sprocket centre to idler centre	2 880	3 050
B Undercarriage length	3 590	3 760
*C Counterweight clearance	890	890
D Rear-end swing radius	2 130	2 130
D' Rear-end length	2 130	2 130
E Overall width of upperstructure	2 460	2 460
F Overall height of cab	2 750	2 750
*G Min. ground clearance	440	440
H Track gauge	1 990	1 990
I Track shoe width	G 500	G 500
J Undercarriage width	2 490	2 490
K Overall width	2 500	2 500
L Overall length		
With 2.10 m arm	7 550	7 550
With 2.52 m arm	7 530	7 530
With 3.01 m arm	7 530	7 530
M Overall height of boom		
With 2.10 m arm	2 500	2 500
With 2.52 m arm	2 660	2 660
With 3.01 m arm	**2 740	**2 740
N Track height		
With triple grouser shoes	800	800

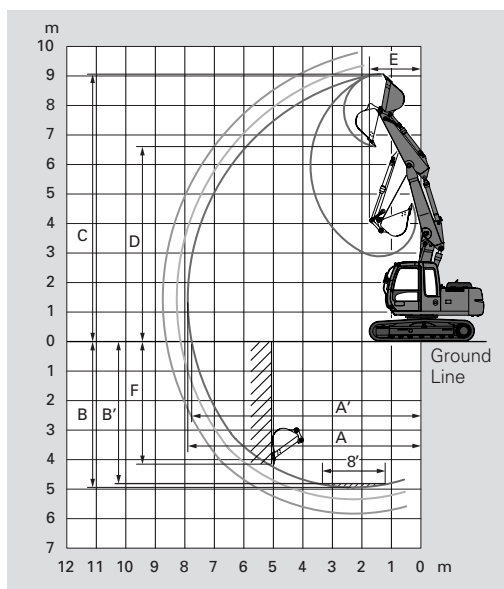
\* Excluding track shoe lug.

G: Triple grouser shoe

\*\* The dimension is shown in transportation of the arm.

## Working ranges

Unit: mm

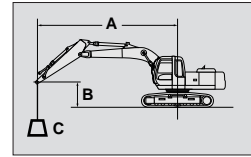


	ZAXIS130 / 130LCN		
	2-Piece boom		
	2.10 m	2.52 m	3.01 m
<b>Arm length</b>			
A Max. digging reach	7 900	8 270	8 740
A' Max. digging reach(on ground)	7 770	8 150	8 630
B Max. digging depth	4 950	5 340	5 830
B' Max. digging depth (8' level)	4 810	5 220	5 720
C Max. cutting height	9 070	9 390	9 820
D Max. dumping height	6 610	6 930	7 360
E Min. swing radius	1 740	1 820	2 000
F Max. vertical wall	4 160	4 530	5 000
Bucket digging force ISO	99 kN	99 kN	99 kN
	(10 100 kgf)	(10 100 kgf)	(10 100 kgf)
Bucket digging force SAE : PCSA	86 kN	86 kN	86 kN
	(8 800 kgf)	(8 800 kgf)	(8 800 kgf)
Arm crowd force ISO	73 kN	65 kN	58 kN
	(7 500 kgf)	(6 600 kgf)	(5 900 kgf)
Arm crowd force SAE : PCSA	71 kN	63 kN	57 kN
	(7 200 kgf)	(6 400 kgf)	(5 800 kgf)

Excluding track shoe lug.

# LIFTING CAPACITIES

## Metric measure



A: Load radius  
B: Load point height  
C: Lifting capacity

### ZAXIS130 MONOBLOCK BOOM



Rating over-side or 360 degrees



Rating over-front

Unit: kg

Conditions	Load point height	Load radius												At max. reach		
		2 m		3 m		4 m		5 m		6 m		7 m		meter		
Arm 2.10 m Shoe 500 mm	4 m			*4 690	*4 690	*4 100	*4 100	*3 770	2 950	3 160	2 210			*2 750	2 110	6.14
	2 m					*5 600	3 800	4 050	2 760	3 070	2 120			2 620	1 810	6.65
	0 m			*5 800	*5 420	5 440	3 540	3 870	2 600	2 980	2 030			2 650	1 820	6.52
	-1 m	*4 200	*4 200	*8 550	5 410	5 400	3 500	3 840	2 570	2 960	2 020			2 830	1 930	6.21
	-3 m	*8 860	*8 860	*6 790	5 550	*5 280	3 580							3 950	2 690	4.95
Arm 2.52 m Shoe 500 mm	6 m							*3 250	3 030					*2 510	*2 510	5.30
	4 m					*3 660	*3 660	*3 450	2 980	3 190	2 220			*2 300	1 920	6.54
	2 m			*7 170	*5 910	*5 220	3 840	4 060	2 770	3 070	2 120	2 420	1 670	*2 370	1 660	7.01
	0 m			*6 730	5 390	5 430	3 520	3 850	2 580	2 950	2 010			2 420	1 660	6.89
	-1 m	*4 380	*4 380	*8 460	5 350	5 360	3 460	3 800	2 540	2 920	1 980			2 560	1 750	6.60
	-3 m	*9 990	*9 990	*7 340	5 440	5 390	3 500	3 830	2 560					3 420	2 310	5.43
Arm 3.01 m Shoe 500 mm	6 m							*2 810	*2 810					*2 150	*2 150	5.91
	4 m							*3 080	3 020	*3 030	2 250	*2 120	1 720	*1 990	1 710	7.04
	2 m			*6 290	6 090	*4 740	3 910	*3 970	2 800	3 080	2 130	2 420	1 670	*2 040	1 490	7.48
	0 m			*7 410	5 400	5 440	3 530	3 850	2 580	2 940	1 990	2 350	1 600	2 180	1 480	7.37
	-1 m	*4 140	*4 140	*8 170	5 300	5 330	3 440	3 780	2 510	2 890	1 950	2 330	1 580	2 290	1 550	7.09
	-3 m	*8 440	*8 440	*7 850	5 330	5 310	3 420	3 760	2 500	2 910	1 970			2 890	1 960	6.03

### ZAXIS130 2-PIECE BOOM

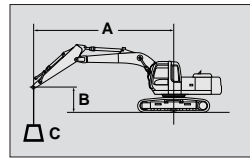
Unit: kg

Conditions	Load point height	Load radius												At max. reach		
		2 m		3 m		4 m		5 m		6 m		7 m		meter		
Arm 2.10 m Shoe 500 mm	4 m	*5 290	*5 290	*5 730	*5 730	*5 500	4 300	4 290	3 070	3 170	2 190			2 840	1 940	6.32
	2 m			*8 580	6 260	5 850	4 030	4 210	2 880	3 120	2 150			2 500	1 700	6.81
	0 m	*5 310	*5 310	*8 820	5 570	5 610	3 650	3 970	2 670	3 000	3 020			2 560	1 740	6.68
	-1 m	*8 290	*8 290	*8 730	5 460	5 500	3 550	3 910	2 600	2 960	1 990			*2 380	1 870	6.38
	-3 m	*9 420	*9 420	*6 820	5 530	*4 810	3 580							*3 020	2 860	4.68
Arm 2.52 m Shoe 500 mm	6 m	*3 250	*3 250	*3 890	*3 890	*3 980	*3 980	*4 010	3 050					*2 830	2 410	5.56
	4 m	*3 360	*3 360	*4 390	*4 390	*4 510	4 350	4 310	3 120	3 220	2 250	2 410	1 630	*2 390	1 740	6.75
	2 m	*10 130	*10 130	*8 480	*6 240	*5 870	4 100	*4 160	2 910	3 170	2 180	2 360	1 590	2 280	1 540	7.21
	0 m	*5 890	*5 890	*8 750	5 610	*5 630	3 660	3 980	2 660	3 020	2 040			2 320	1 570	7.09
	-1 m	*7 890	*7 890	*8 770	5 440	5 490	3 540	3 890	2 580	2 950	1 980			*2 330	1 670	6.81
Arm 3.01 m Shoe 500 mm	6 m			*2 980	*2 980	*3 330	*3 330	*3 350	3 150	*3 060	2 230			*2 390	2 030	6.19
	4 m	*1 850	*1 850	*3 040	*3 040	*3 590	*3 590	*3 620	3 120	3 250	2 320	2 470	1 700	*2 060	1 540	7.28
	2 m	*9 900	*9 900	*7 970	6 360	5 890	4 200	4 150	2 970	3 210	2 210	2 450	1 680	*1 980	1 380	7.70
	0 m	*6 270	*6 270	*8 690	5 690	5 690	3 710	4 000	2 680	3 030	2 050	2 360	1 580	*2 070	1 400	7.59
	-1 m	*7 420	*7 420	*8 700	5 450	5 500	3 540	3 890	2 580	2 960	1 990	2 320	1 550	*2 190	1 480	7.33
-3 m	*11 670	11 360	*7 990	5 340	5 380	3 440	3 810	2 510	*2 410	1 940			*2 150	1 910	6.08	

- Notes:
1. Ratings are based on ISO 10567.
  2. Lifting capacity of the ZAXIS Series does not exceed 75% of tipping load with the machine on firm level ground, or 87% full hydraulic capacity.
  3. The load point is the center-line of the bucket pivot mounting pin on the arm.
  4. \*Indicates load limited by hydraulic capacity.
  5. 0 m = Ground.

# LIFTING CAPACITIES

## Metric measure



A: Load radius  
B: Load point height  
C: Lifting capacity

### ZAXIS130 BLADE (DOWN) MONOBLOCK BOOM



Rating over-side or 360 degrees



Rating over-front

Unit: kg

Conditions	Load point height	Load radius												At max. reach		
		2 m		3 m		4 m		5 m		6 m		7 m		meter		
Arm 2.10 m Shoe 500 mm	4 m			*4 690	*4 690	*4 100	*4 100	*3 770	3 170	*3 540	2 380			*2 760	2 290	6.14
	2 m					*5 600	4 090	*4 550	2 980	*3 970	2 300			*2 830	1 970	6.65
	0 m			*5 800	*5 800	*6 520	3 840	*5 130	2 820	*4 250	2 210			*3 250	1 980	6.52
	-1 m	*4 200	*4 200	*8 550	5 870	*6 480	3 800	*5 130	2 790	*4 150	2 200			*3 680	2 110	6.21
	-3 m	*8 860	*8 860	*6 790	6 000	*5 280	3 870							*3 950	2 910	4.95
Arm 2.52 m Shoe 500 mm	6 m							*3 250	*3 250					*2 510	*2 510	5.30
	4 m					*3 660	*3 660	*3 450	3 200	*3 350	2 400			*2 300	2 080	6.54
	2 m			*7 170	6 360	*5 220	4 130	*4 290	2 990	*3 770	2 290	*2 440	1 810	*2 370	1 810	7.01
	0 m			*6 730	5 840	*6 370	3 820	*5 010	2 800	*4 170	2 180			*2 710	1 810	6.89
	-1 m	*4 380	*4 380	*8 460	5 800	*6 480	3 760	*5 110	2 760	*4 180	2 160			*3 050	1 910	6.60
	-3 m	*9 990	*9 990	*7 340	5 890	*5 660	3 790	*4 380	2 790					*3 820	2 510	5.43
Arm 3.01 m Shoe 500 mm	6 m							*2 810	*2 810					*2 150	*2 150	5.91
	4 m							*3 080	*3 080	*3 030	2 430	*2 120	1 870	*1 990	1 850	7.04
	2 m			*6 290	*6 290	*4 740	4 200	*3 970	3 020	*3 530	2 300	*3 260	1 820	*2 040	1 630	7.48
	0 m			*7 410	5 850	*6 140	3 830	*4 830	2 800	*4 040	2 170	*3 500	1 740	*2 300	1 620	7.37
	-1 m	*4 140	*4 140	*8 170	5 750	*6 410	3 730	*5 030	2 730	*4 150	2 130	*3 070	1 730	*2 540	1 700	7.09
	-3 m	*8 440	*8 440	*7 850	5 780	*5 960	3 720	*4 680	2 720	*3 600	2 140			*3 570	2 130	6.03

### ZAXIS130LCN MONOBLOCK BOOM

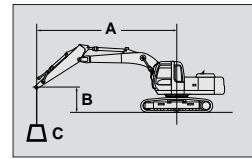
Unit: kg

Conditions	Load point height	Load radius												At max. reach		
		2 m		3 m		4 m		5 m		6 m		7 m		meter		
Arm 2.10 m Shoe 500 mm	4 m			*4 690	*4 690	*4 100	*4 100	*3 770	2 980	3 430	2 230			*2 760	2 140	6.14
	2 m					*5 600	3 840	4 420	2 790	3 340	2 150			*2 830	1 840	6.65
	0 m			*5 800	5 490	6 010	3 580	4 240	2 640	3 240	2 060			*2 880	1 840	6.52
	-1 m	*4 200	*4 200	*8 550	5 480	5 960	3 550	4 200	2 600	3 230	2 050			3 080	1 960	6.21
	-3 m	*8 860	*8 860	*6 790	5 620	*5 280	3 620							*3 950	2 720	4.95
Arm 2.52 m Shoe 500 mm	6 m							*3 250	3 070					*2 510	*2 510	5.30
	4 m					*3 660	*3 660	*3 450	3 010	*3 350	2 250			*2 300	1 940	6.54
	2 m			*7 170	5 970	*5 220	3 880	*4 290	2 800	3 340	2 140	*2 440	1 690	*2 370	1 680	7.01
	0 m			*6 730	5 460	6 000	3 570	4 220	2 620	3 220	2 030			*2 640	1 680	6.89
	-1 m	*4 380	*4 380	*8 460	5 410	5 930	3 510	4 170	2 570	3 190	2 010			2 800	1 770	6.60
	-3 m	*9 990	*9 990	*7 340	5 510	*5 660	3 540	4 200	2 600					3 740	2 340	5.43
Arm 3.01 m Shoe 500 mm	6 m							*2 810	*2 810					*2 150	*2 150	5.91
	4 m							*3 080	3 060	*3 030	2 280	*2 120	1 750	*1 990	1 730	7.04
	2 m			*6 290	6 160	*4 740	3 950	*3 970	2 830	3 350	2 150	2 640	1 690	*2 040	1 510	7.48
	0 m			*7 410	5 470	6 010	3 570	4 220	2 610	3 210	2 020	2 560	1 620	*2 300	1 500	7.37
	-1 m	*4 140	*4 140	*8 170	5 360	5 900	3 480	4 140	2 540	3 160	1 980	2 540	1 600	2 490	1 570	7.09
	-3 m	*8 440	*8 440	*7 850	5 390	5 880	3 460	4 130	2 530	3 180	1 990			3 160	1 980	6.03

- Notes:
1. Ratings are based on ISO 10567.
  2. Lifting capacity of the ZAXIS Series does not exceed 75% of tipping load with the machine on firm level ground, or 87% full hydraulic capacity.
  3. The load point is the center-line of the bucket pivot mounting pin on the arm.
  4. \*Indicates load limited by hydraulic capacity.
  5. 0 m = Ground.

# LIFTING CAPACITIES

## Metric measure



A: Load radius  
B: Load point height  
C: Lifting capacity

### ZAXIS130LCN 2-PIECE BOOM



Rating over-side or 360 degrees



Rating over-front

Unit: kg

Conditions	Load point height	Load radius												At max. reach		
		2 m		3 m		4 m		5 m		6 m		7 m		meter		
Arm 2.10 m Shoe 500 mm	4 m	*5 290	*5 290	*5 730	*5 730	*5 500	4 340	4 640	3 100	3 440	2 220			*2 900	1 960	6.32
	2 m			*8 580	6 320	6 330	4 080	4 470	2 910	3 380	2 180			2 720	1 720	6.81
	0 m	*5 310	*5 310	*8 820	5 630	6 200	3 690	4 350	2 700	3 280	2 060			2 790	1 760	6.68
	-1 m	*8 290	*8 290	*8 730	5 530	6 090	3 600	4 280	2 640	3 230	2 020			*2 380	1 890	6.38
	-3 m	*9 420	*9 420	*6 820	5 590	*4 810	3 620							*3 020	2 900	4.68
Arm 2.52 m Shoe 500 mm	6 m	*4 280	*4 280	*3 890	*3 890	*3 890	*3 890	*4 010	3 090					*2 830	2 440	5.56
	4 m	*2 740	*2 740	*4 390	*4 390	*4 510	4 390	*4 370	3 160	3 480	2 280			*2 390	1 760	6.75
	2 m	*9 480	*9 480	*8 480	6 310	6 340	4 140	4 480	2 950	3 380	2 210	2 620	1 660	*2 290	1 560	7.21
	0 m	*4 990	*4 990	*8 750	5 670	*6 200	3 710	4 360	2 700	3 290	2 070	2 570	1 610	*2 410	1 590	7.09
	-1 m	*5 890	*5 890	*8 770	5 510	6 080	3 580	4 270	2 620	3 220	2 010			*2 330	1 690	6.81
	-3 m	*10 570	*10 570	*7 460	5 490	*5 540	3 550	*3 540	2 580					*2 510	2 340	5.37
Arm 3.01 m Shoe 500 mm	6 m			*2 980	*2 980	*3 330	*3 300	*3 350	3 180	*3 060	2 260			*2 390	2 060	6.19
	4 m	*1 850	*1 850	*3 040	*3 040	*3 590	*3 590	*3 620	3 150	*3 490	*2 350	2 680	1 730	*2 060	1 560	7.28
	2 m	*9 900	*9 900	*7 970	6 410	*6 260	4 250	4 500	3 000	3 490	2 240	2 660	1 700	*1 980	1 400	7.70
	0 m	*6 270	*6 270	*8 690	5 760	6 150	3 750	4 380	2 710	3 300	2 070	2 570	1 610	*2 070	1 410	7.59
	-1 m	*7 420	*7 420	*8 700	5 520	6 090	3 590	4 260	2 610	3 240	2 010	2 530	1 570	*2 190	1 500	7.33
	-3 m	*11 670	11 490	*7 990	5 400	*5 950	3 480	4 190	2 550	*2 410	1 960			*2 150	1 930	6.08

### ZAXIS130LCN BLADE (DOWN) 2-PIECE BOOM

Unit: kg

Conditions	Load point height	Load radius												At max. reach		
		2 m		3 m		4 m		5 m		6 m		7 m		meter		
Arm 2.10 m Shoe 500 mm	4 m	*5 290	*5 290	*5 730	*5 730	*5 500	4 570	*4 830	3 290	*4 010	2 370			2 840	1 940	6.32
	2 m			*8 580	6 710	*6 550	4 330	*5 170	3 100	*4 210	2 330			2 500	1 700	6.81
	0 m	*5 310	*5 310	*8 820	6 020	*6 480	3 950	*5 090	2 890	*4 080	2 210			2 560	1 740	6.68
	-1 m	*8 290	*8 290	*8 730	5 910	*6 480	3 850	*5 090	2 830	*3 670	2 170			*2 380	1 870	6.38
	-3 m	*9 420	*9 420	*6 820	5 980	*4 810	3 880							*3 020	2 860	4.68
Arm 2.52 m Shoe 500 mm	6 m	*3 250	*3 250	*3 890	*3 890	*3 980	*3 980	*4 010	3 270					*2 830	2 600	5.56
	4 m	*3 360	*3 360	*4 390	*4 390	*4 510	*4 510	*4 370	3 350	*3 810	2 430			*2 390	1 890	6.75
	2 m	*10 130	*10 130	*8 480	6 660	*6 450	4 400	*5 110	3 130	*4 070	2 360	*3 340	1 780	*2 290	1 680	7.21
	0 m	*5 890	*5 890	*8 750	6 060	*6 420	3 960	*5 060	2 890	*4 100	2 220	*2 920	1 730	*2 410	1 710	7.09
	-1 m	*7 890	*7 890	*8 770	5 890	*6 440	3 840	*5 070	2 810	*3 950	2 160			*2 330	1 820	6.81
	-3 m	*10 590	10 590	*7 460	5 880	*5 540	3 800	*3 540	2 770					*2 510	*2 510	5.37
Arm 3.01 m Shoe 500 mm	6 m			*2 980	*2 980	*3 330	*3 330	*3 350	3 330	*3 060	2 410			*2 390	2 200	6.19
	4 m	*1 850	*1 850	*3 040	*3 040	*3 590	*3 590	*3 620	3 320	*3 490	2 490	*2 990	1 850	*2 060	1 680	7.28
	2 m	*9 900	*9 900	*7 970	6 770	*6 260	4 350	*4 980	3 190	*3 900	2 390	*3 220	1 830	*1 980	1 510	7.70
	0 m	*6 270	*6 270	*8 690	6 150	*6 380	4 000	*5 020	2 900	*4 090	2 230	*3 320	1 730	*2 070	1 530	7.59
	-1 m	*7 420	*7 420	*8 700	5 900	*6 370	3 840	*4 990	2 800	*4 090	2 160	*3 010	1 700	*2 190	1 610	7.33
	-3 m	*11 670	*11 670	*7 990	5 790	*5 950	3 740	*4 500	2 730	*2 410	2 110			*2 150	2 080	6.08

- Notes:
1. Ratings are based on ISO 10567.
  2. Lifting capacity of the ZAXIS Series does not exceed 75% of tipping load with the machine on firm level ground, or 87% full hydraulic capacity.
  3. The load point is the center-line of the bucket pivot mounting pin on the arm.
  4. \*Indicates load limited by hydraulic capacity.
  5. 0 m = Ground.

## Standard Equipment

Standard equipment may vary by country, so please consult your Hitachi dealer for details.

### ENGINE

- H/P mode control
- E mode control
- 50 A alternator
- Dry-type air filter with evacuator valve (with safety element)
- Cartridge-type engine oil filter
- Cartridge-type fuel filter
- Radiator and oil cooler with dust protective net
- Radiator reserve tank
- Fan guard
- Isolation-mounted engine
- Auto-idle system
- Auto acceleration system

### HYDRAULIC SYSTEM

- Work mode selector
- Engine speed sensing system
- E-P control system
- Quick warm-up system for pilot circuit
- Shockless valve in pilot circuit
- Boom-arm anti-drift valve
- Control valve with main relief valve
- Extra port for control valve
- Suction filter
- Full-flow filter
- Pilot filter

### CABIN

- CRES (Center pillar Reinforced Structure) cab
- OPG top guard Level I (ISO) compliant cab
- All-weather sound-suppressed steel cab
- Tinted (bronze color) glass windows
- 4 fluid-filled elastic mounts
- Front windows-upper, lower and left side windows can be opened
- Intermittent windshield wipers
- Front window washer
- Adjustable reclining seat with adjustable armrests
- Footrest
- Electric double horn
- AM - FM radio with digital clock
- Auto-idle acceleration selector
- Seat belt
- Drink holder
- Cigar lighter
- Ashtray
- Storage box
- Glove compartment
- Floor mat
- Auto control air conditioner
- Pilot control shut-off lever
- Engine stop knob
- Transparent roof with roll curtain
- Suspension seat

### MONITOR SYSTEM

- Meters: Hourmeter and trip-meter, engine coolant temperature gauge and fuel gauge
- Warning lamps: Alternator charge, engine oil pressure, engine overheat, air filter restriction and minimum fuel level
- Pilot lamps: Engine preheat, engine oil level, engine coolant level, hydraulic oil level, work light, auto-idle, auto-acceleration, digging mode and attachment mode
- Alarm buzzers: Engine oil pressure and engine overheat

### LIGHTS

- 2 working lights

### UPPERSTRUCTURE

- Undercover
- 2 650 kg counterweight
- Fuel level float
- Hydraulic oil level gauge
- Tool box
- Rearview mirror (right & left side)
- Swing parking brake

### UNDERCARRIAGE

- Travel parking brake
- Travel motor covers
- Hydraulic track adjuster
- Bolt-on sprocket
- Upper rollers and lower rollers
- Reinforced track links with pin seals

### FRONT ATTACHMENTS

- HN bushing
- WC thermal spraying
- Reinforced resin thrust plate
- Flanged pin
- Monolithically cast bucket link A
- Centralized lubrication system
- Dirt seal on all bucket pins

### MISCELLANEOUS

- Standard tool kit
- Lockable machine covers
- Lockable fuel filling cap
- Skid-resistant tapes, plates and handrails
- Travel direction mark on track frame
- Onboard ICX

## Optional Equipment

Optional equipment may vary by country, so please consult your Hitachi dealer for details.

### CABIN

- Front glass lower guard
- Front glass upper guard
- Overhead guard
- OPG top and front guard Level II (ISO) compliant cab
- Anti-vandal cover
- Suspension seat with heater
- Air suspension seat with heater
- Rain guard
- Sun visor
- Additional fuse box
- Immobilizer key
- 12 V power source

### LIGHTS

- Additional cab roof front lights
- Additional cab roof rear lights
- Rotating lamp
- Additional boom light with cover

### UNDERCARRIAGE

- Reinforced track guard (2 unit each side)
- Track undercover

### ATTACHMENT

- Hammer and crusher piping
- Parts for hammer
- Parts for hammer and crusher
- Parts for 2 speed selector
- Assist piping
- Additional pump (30 l/min)
- Reinforced link B
- Reinforced arm
- Clamshell piping
- Quick coupler piping

### OTHERS

- Hose rupture valves
- Overload warning device
- Electric fuel refilling pump
- Fuel double filters
- High-performance full-flow filter (with restriction indicator)
- Biodegradable oil
- 3 050 kg demolition counterweight






**Hitachi Construction Machinery (Europe) NV**

Souvereinstraat 16, 4903 RH Oosterhout, P.O. Box 404, 4900 AK Oosterhout, The Netherlands  
T +31-(0)162 48 44 00, F +31-(0)162 45 74 53, [www.hcme.com](http://www.hcme.com)

Siciliëweg 5, Haven 5112, 1045 AT Amsterdam, P.O. Box 59239, 1040 KE Amsterdam, The Netherlands  
T +31-(0)20 44 76 700, F +31-(0)20 33 44 045, [www.hcme.com](http://www.hcme.com)



**Breaking  
new  
ground**

**HITACHI**