

ZAXIS225USR SERIES

Short Rear-end Swing Version

ZAXIS 225 USR

■ **Rated Engine Power** : 110 kW (150 PS)

■ **Operating Weight** :

ZAXIS225USR : 22 000 kg

ZAXIS225USRLC : 22 500 kg

ZAXIS225USK : 22 900 kg

ZAXIS225USRLCK : 23 400 kg

■ **Backhoe Bucket** :

PCSA Heaped : 0.51 - 1.20 m³

CECE Heaped : 0.45 - 1.00 m³



HITACHI

HITACHI-USR
SMART & RUGGED

1.99 meter rear-end swing radius
Smaller than 12-ton class

13% more stability than ZAXIS200
Exceeds stability of 20-ton class

12% more production than EX225USR
(in H/P mode)

FUTURISTIC PERFORMANCE

High Productivity

A truly high-performance machine

- 1.99 meter rear-end swing radius (140 mm less than ZAXIS120).
- 12% more production (compared to EX225USR).
- 110 kW (150 PS) powerful engine.
- 12% more digging force (compared to EX225USR).
- 12% less fuel consumption during light load operation from auto acceleration system (compared to normal operation).

Lower Running Costs

Stronger structural component design

- Increased wear resistance of bucket joint: WC thermal spraying.
- 40-ton class D-type frame.

Lower Maintenance Costs

Reduced maintenance time and expense

- Extended time between bucket joint section lubrication (Every 500 hours).
- Extended replacement interval for hydraulic oil filter (Every 1 000hours).

CRES Cab

(Center pillar Reinforced Structure) Provides Excellent Operator Comfort

- Low noise and vibration in cab.



Tunnel construction



Retainer wall construction



Road widening construction

◀ Sewer pipe construction

Notes :

1. Never leave the front attachment in a raised position. Make sure the front attachment is lowered to the ground before leaving the equipment unattended. (Some of the pictures in this catalog show an unmanned machine with attachments in an operating position. These were taken for demonstration purposes only and the actions shown are not recommended under normal operating conditions.)
2. Caution plates on the machine will vary according to country.

Improved productivity / Shorter work time

FUTURISTIC POWER

12%

increase in production (in H/P mode)

(compared to EX225USR)

More Stability than ZAXIS200

- Can be Used in a Wide Range of Job Sites

The counterweight was specially designed for the USR model.

13% more stability
than ZAXIS200

Travel and Swing Power You Can Depend On



5% more traction
force than
EX225USR

7% more swing power
than EX225USR



Rear-end swing radius
1 990mm

-760 mm
Compared to
ZAXIS200

-140 mm
Compared to
ZAXIS120

Operates in Tight Job Sites

A rear-end swing radius that is 760 mm smaller than the ZAXIS200 and 140 mm smaller than the ZAXIS120 makes the ZAXIS225USR suitable for tough jobs in tight spaces.

Large Engine Provides High Efficiency

The powerful engine is equipped with an intercooler to offer outstanding fuel efficiency.

107 kW (145 PS)
EX225USR

110 kW (150 PS)

Excavating Power for Tough Job Sites

134 kN (13 700 kgf)
EX225USR

151 kN (15 400 kgf)
at power boost



Auto Power Lift Increases Power on Demand

Loads are increased during lifting operations and the auto power lift function automatically provides a 6% increase in power to meet the demand.

6% increase in power automatically

Auto Acceleration System Helps Reduce Fuel Consumption

Engine speed is automatically controlled in response to lever operation. This helps reduce fuel consumption, especially during light-load work.

12% less fuel consumption than normal operation

All Excavating Operations in a Single Mode

Simply select the "digging" mode for smooth and speedy front operations.



Comfort

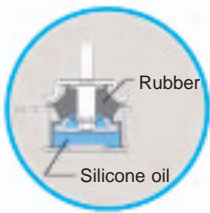
FUTURISTIC SPACE CREATES CONFORT



CRES Cab Same as ZAXIS200

Comfort Increased to Reduce Operator Fatigue

A reinforced track X-frame, 40-ton class D-type frame and rigid cab bed work together with the silicone-filled rubber cushions to keep noise and vibration. Lower noise and vibration contribute to less operator fatigue.



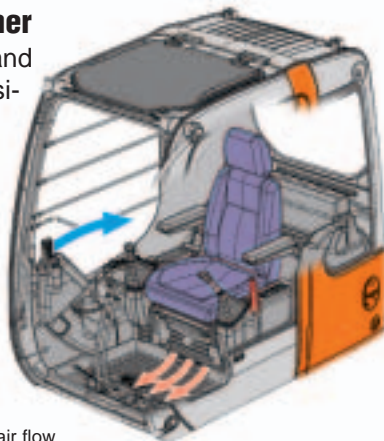
One-glance Monitor Panel



Well-positioned Switches

Auto Control Air Conditioner

Simply set the temperature and forget about it. Ducts are positioned to promote even air flow throughout the cab.



Easy lock front window latch



Storage box



Slide window



Drink holder


* Illustration shows a sample of the air flow during bi-level control.



SAFETY

Corner Reinforced Structure (CRES) Cab

This cab structure is formed from strong steel pipes to help it withstand external forces.



Red sections show reinforced areas.



Pilot-control shut-off lever



Seat belt



Left side rearview mirror



Right side rearview mirror

Easy maintenance and high durability

FUTURISTIC FUNCTIONS KEEP COSTS DOWN

Lower running costs



1. New arm design with thicker steel
2. Bucket joint pins lubricated through bosses
3. WC thermal spraying for armjoint sections
4. New HN bushing used for front sections
5. Flanged pin is used for the boom/arm joint sections and the boom foot section
6. Increased pin diameter of boom cylinder rod and boom and arm joints
7. Reinforcing rib for door covers
8. 40-ton class D-type frame
9. Increased rigidity of the track frame
10. Reinforced resin thrust plates used for front sections




Reinforced Resin Thrust Plates

Increased wear resistance helps prevent squeaking.



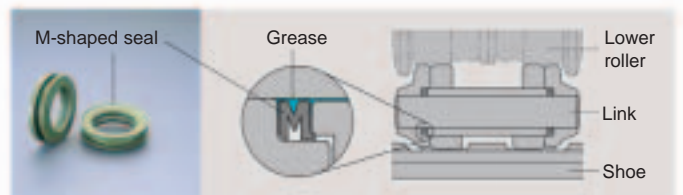
Reinforced track frame sections (shown in red)



Insertion type idler yoke

Rigid Undercarriage

Strong undercarriage section for increased durability. Designed for tough job sites.



Longer Track Link Service Life

The M-shaped track link seal is used to enhance grease retention.



WC (Tungsten Carbide) Thermal Spraying

Used at arm end and bucket connection to increase wear resistance and reduce jerking.

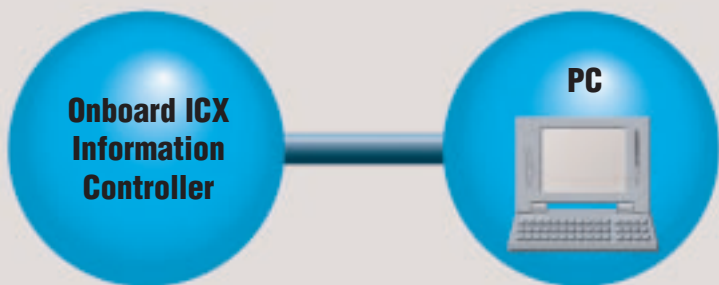


New HN Bushing Used

A special grease groove is used to enhance grease retention inside the HN bushing.

Time between lubrication extended to 500 hours

■ Equipment Operation Status Report




INFORMATION TECHNOLOGY SUPPORT

Providing the data for making the right decisions.

Information Services for Equipment

- Operation record
- Error record
- Alarm record
- Frequency distribution, Radiator coolant/hydraulic temperature etc.



Smart Saving

Advanced technology helps reduce maintenance costs

500 Hours Between Lubrication for Bucket Joint Section and Front Sections (Compared to EX225USR)

The use of the new HN bushing and WC thermal spraying process have helped dramatically increase the time between lubrication.

5x longer for bucket section

2x longer for front sections

* Estimated values. The actual time between lubrication will vary according to actual work conditions.



Undercarriage Designed for Easy Mud Removal



Tool Box Space

Hydraulic Oil Filter Only Needs Replacement Every 1000 Hours



The hydraulic oil filter can be used nearly twice as long as the previous model, dramatically reducing maintenance time and expense.

1 000 hours between hydraulic oil filter replacement




Easy-to-change Oil Filter

Can be changed from ground level.

* Picture shows arrangement as viewed from ground level looking up.

Oil pan Engine oil filter

Environmentally Friendly



- **Labeled Plastic Parts**
The plastic parts indicate the type of plastic used to help speed recycling.
- **Lead-free Wiring**
- **Aluminium Radiator and Oil Cooler**

Hitachi Construction Machinery (Europe) NV

Souvereinstraat 16 4903 RH Oosterhout

P.O. Box 404, 4900 AK Oosterhout, The Netherlands

T +31(0)162 484 400, **F** +31(0)162 457 453, **URL** : www.hcme.com

Sicilieweg 5, haven 5112, 1045 AT Amsterdam

P.O. Box 59239, 1040 KE Amsterdam, The Netherlands

T +31 (0)20 4476700, **F** +31 (0)20 3344045, **URL** : www.hcme.com

These specifications are subject to change without notice.

Illustrations and photos show the standard models, and may or may not include optional equipment, accessories, and all standard equipment with some differences in color and features.

KS-E349P

07.03