

ZAXIS180LC SERIES

# ZAXIS

## 180 / 180 LC / LCN

■ **Rated Engine Power** : 90.2 kW (123 PS)

■ **Operating Weight** :

ZAXIS180LC : 17 900 kg

ZAXIS180LCN : 17 600 kg

■ **Backhoe Bucket** :

PCSA Heaped : 0.51 - 1.20 m<sup>3</sup>

CECE Heaped : 0.45 - 1.00 m<sup>3</sup>



HITACHI

# Futuristic Performance

## High Productivity

### A truly high-performance machine

- Wider operating range.  
(Max. digging reach and Max. digging depth)
- 90.2 kW (123 PS) powerful engine.
- 116 kN (11 800 kgf) bucket digging force.
- 86 kN (8 780 kgf) arm crowding force.
- Good stability.

## Lower Running Costs

### Stronger structural component design

- Increased wear resistance of bucket joint:  
WC thermal spraying.
- Reinforced D-type frame.
- New HN Bushing.

## Lower Maintenance Costs

### Reduced maintenance time and expense

- Extended lubrication interval at bucket joint section  
(Every 500 hours).
- Extended replacement interval for hydraulic oil filter  
(Every 1 000hours).

## CRES Cab (Center pillar Reinforced Structure)

### Provides excellent operator comfort

- Low noise and vibration in cab.

#### Notes :

1. Never leave the front attachment in a raised position. Make sure the front attachment is lowered to the ground before leaving the equipment unattended. (Some of the pictures in this catalog show an unmanned machine with attachments in an operating position. These were taken for demonstration purposes only and the actions shown are not recommended under normal operating conditions.)
2. Caution plates on the machine will vary according to country.
3. Photos include optional equipment.





**ZAXIS180LCN:  
Narrow type undercarriage  
specifications**



**ZAXIS180LCN /  
Undercarriage width : 2 490 mm  
Shoe width : 500mm**

**ZAXIS180LC /  
Undercarriage width : 2 800 mm  
Shoe width : 600mm**

Z A X I S

ZAXIS

uses advanced  
technology  
to reduce  
costs while  
working  
faster.

Smarter  
& Faster.

ZAXIS  
180  
LCN





## Wider Operating Range

Offers a wider range of operation.

Max. digging reach  
**9 420 mm**

Max. digging depth  
**6 560 mm**

## Increased Stability

The large undercarriage (20 ton class) help boost stability.

## High Power Engine

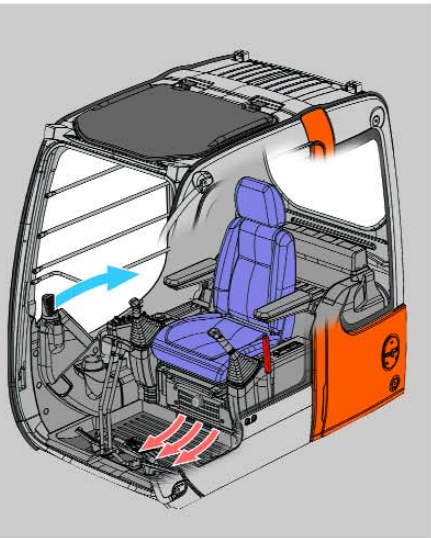
in H/P mode **90.2 kW (123 PS)**

## Excavating Power for Tough Job Site

Bucket digging force **116 kN (11 800 kgf)**  
Arm crowding force **86 kN (8 780 kgf)**

Travel Power You Can Depend On

**153 kN (15 600 kgf)**  
travel power



\* Illustration shows a sample of the air flow during bi-level control.

**Easy-to-Monitor Instruments**

Strategically positioned instruments allow the operator to monitor the status of key areas with just a glance.

**Easy-to-Reach Switches**

Switches and other essential controls are located near the operator. This helps keep operator movement to a minimum, enhancing control and fighting fatigue.

**Auto Control Air Conditioner**

Simply set the temperature and forget about it. Ducts are positioned to promote even air flow throughout the cab.

Z A X I S

**Minimum Effort.**  
**Maximum Efficiency.**

Operator's compartment is designed for both comfort and operating efficiency.



Enhanced visibility on the lower right side.



Drink holder

- Storage box
- Easy-lock front window latch
- Wide and comfortable arm rests

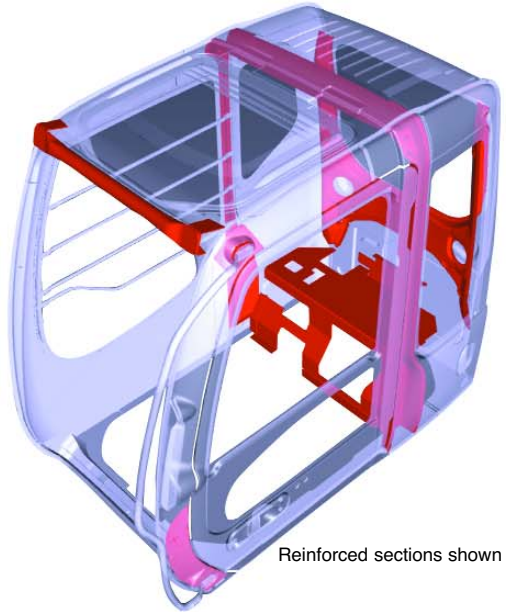


Z A X I S



# Protect & Serve.

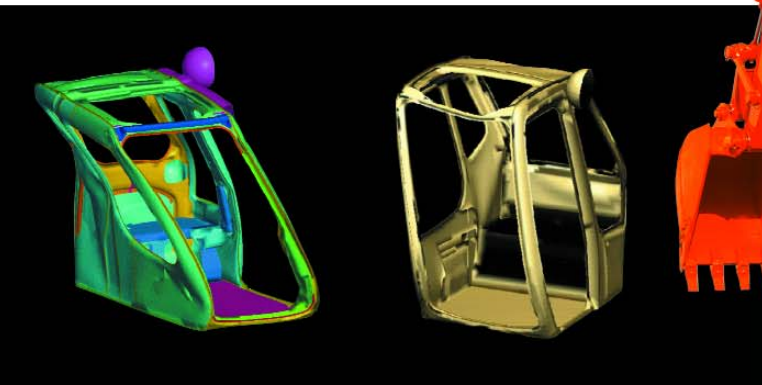
A design that both guards the operator and contributes to efficient operation.



Reinforced sections shown in red

## CRES (Center pillar Reinforced Structure)

The cab is designed to help with "just in case" protection for the operator. The rigid cab design can help prevent injury to the operator during an accident.



Simulated crash deformation test



# Functional & Durable.

Extensive steps have been taken to support basic performance and overall durability.

## Lower Running costs



1. Reinforced resin thrust plates used for front sections
2. Reinforced D-type frame
3. Reinforcing rib for door covers
4. Flanged pin is used for the boom/arm joint sections and the boom foot section
5. New HN bushing used for front sections
6. WC thermal spraying for arm and bucket joint sections
7. Bucket joint pins lubricated through bosses




### WC (Tungsten Carbide) Thermal Spraying

Used at arm end and bucket connection to increase wear resistance and reduce jerking.



### New HN Bushing

Reducing wear of pins and bushes.

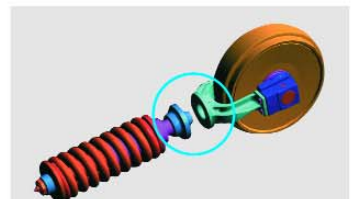


### Reinforced Resin Thrust Plates

Designed to reduce noise and resist wear.



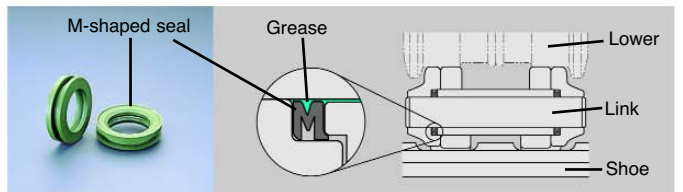
Reinforced idler bracket shape (shown in red)



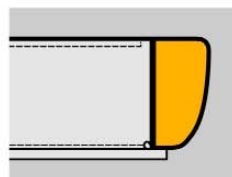
Insertion type idler yoke

### Rigid Undercarriage

Strong undercarriage section for increased durability.



### M-Shaped Track Link Seals Provide High Grease Retention



### Reinforced D-type Frame

Rigidity of main frame on standard version is increased, support heavier front attachment and counterweight.

### Aluminium Radiator, Oil Cooler and Inter-Cooler

Increased corrosion resistance.

Z A X I S

# Smart Savings.

Advanced technology helps reduce maintenance cost.


## 500 Hours Between Lubrication for Bucket Joint Section and Front Sections

The use of the new HN bushing and WC thermal spraying process have helped dramatically increase the time between lubrication.



## Hydraulic Oil Filter Only Needs Replacement Every 1000 Hours

The hydraulic oil filter can be used nearly twice as long as the previous model dramatically reducing maintenance time and expense.



Water separator  
Engine oil filter

## Engine Oil Filter and Water Separator Positioned for Easy Access from Ground

## Front and Bucket Components Only Need Lubrication Every 500 Hours

The improved HN bushings and reinforced resin thrust plates help reduce maintenance time and expense.

Z A X I S

# Environmentally Friendly Design.

Helping ensure a cleaner tomorrow.



## Labeled Plastic Parts

The type of plastic used in various parts is imprinted on them to facilitate easy recycling.

Labeled plastic parts

## Low-Noise Operation

A low-noise muffler and other such steps have been taken to reduce the amount of noise released from the engine compartment.

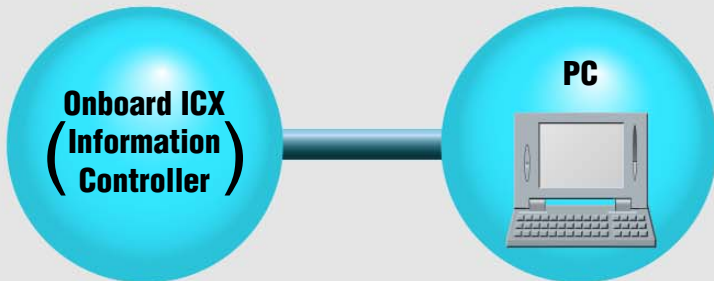
## Emissions Control Engine

Conforms to U.S. EPA Tier 2 and EC Tier 2 emission regulations.

## Lead-Free Wiring and Aluminium Radiator and Oil Cooler

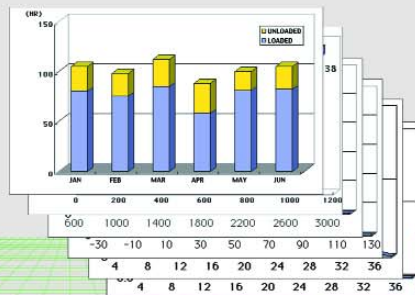
Helps keep harmful materials out of the environment.

## Equipment Operation Status Report



## Information Services for Equipment


- Operation record
- Error record
- Alarm record
- Frequency distribution
- Radiator coolant/hydraulic temperature etc.



Z A X I S

# Information Technology Support.

Providing the data for making the right decisions.







## **Hitachi Construction Machinery (Europe) NV**

Souvereinstraat 16 4903 RH Oosterhout  
P.O. Box 404, 4900 AK Oosterhout, The Netherlands  
**T** +31(0)162 484 400, **F** +31(0)162 457 453, **URL** : [www.hcme.com](http://www.hcme.com)

Sicilieweg 5, haven 5112, 1045 AT Amsterdam  
P.O. Box 59239, 1040 KE Amsterdam, The Netherlands  
**T** +31 (0)20 4476700, **F** +31 (0)20 3344045, **URL** : [www.hcme.com](http://www.hcme.com)

These specifications are subject to change without notice.  
Illustrations and photos show the standard models, and may or may not include optional equipment, accessories, and all standard equipment with some differences in color and features.

**KS-E432**

**01-05**